

(Ostropales, Ascomycota)
Graphidaceae of THAILAND 3:

The genera *Glaucotrema*, *Leucodecton*, *Melanotrema*, *Myriotrema* & *Thelotrema*

Khwanruan Butsatorn-Papong, H. Thorsten Lumbsch & Robert Lücking

Photos by K. Butsatorn-Papong. Produced by K. Butsatorn-Papong, H.T. Lumbsch, R. Lücking. Support from the Thailand Research Fund, C. Keller, A.Mellon Foundation.

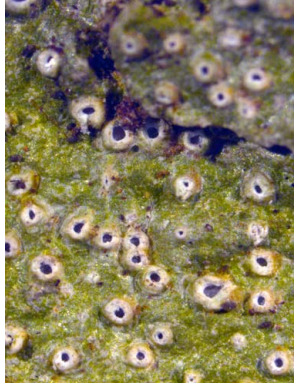
© K. B. Papong [kwanruan.p@msu.ac.th] Department of Biology, Faculty of Science, Maharakham University, Maha Sarakham Province, 44150 Thailand; H. T. Lumbsch & R. Lücking:

Integrative Research Center, Science & Education, The Field Museum, Chicago, IL 60605, USA. Assistance from R. Foster, J. Philipp, & T. Wachter.

© Science & Education, The Field Museum, Chicago, USA.

[http://fieldmuseum.org/IDtools] [rrc@fieldmuseum.org]


Rapid Color Guide # 546 version 2 08/2014




1 *Glaucotrema glaucophaenum*



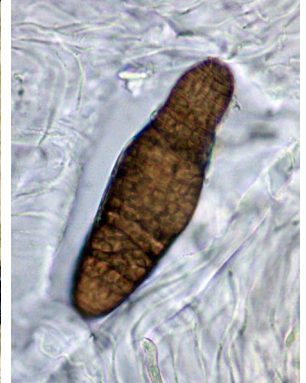
2 *Glaucotrema glaucophaenum*



3 *Leucodecton compunctum*



4 *Leucodecton compunctum*



5 *Leucodecton compunctum*
Muriform ascospore



6 *Melanotrema platystomum*



7 *Melanotrema platystomum*



8 *Myriotrema clandestinum*



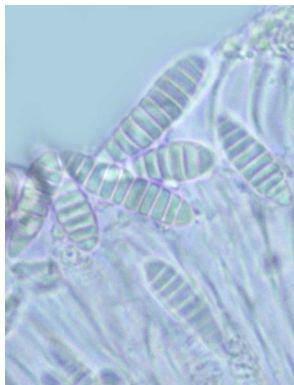
9 *Myriotrema clandestinum*



10 *Thelotrema defossum*



11 *Thelotrema defossum*



12 *Thelotrema defossum*
Transversely septate ascospores



13 *Thelotrema porinoides*




14 *Thelotrema porinoides*



15 *Thelotrema rugatum*



16 *Thelotrema subadjectum*




17 *Thelotrema subadjectum*



18 *Thelotrema subadjectum*
Muriform ascospore



19 *Thelotrema triseptatum*



20 *Thelotrema triseptatum*