

The tribe Hippomaneae (Euphorbiaceae) in the State of São Paulo, BRAZIL

Euphorbiaceae-Hippomaneae – in São Paulo

Allan Carlos Pscheidt & Inês Cordeiro
 Instituto de Botânica – São Paulo, SP – Brazil

Photos by Allan Carlos Pscheidt, except where indicated. Production by: Juliana Philipp, Cassandra Kelsey, T. Wachter & R. Foster, with support from Connie Keller & Andrew Mellon Foundation. Thanks to the support from the SP herbarium, financial support by CAPES (Coordenação de Aperfeiçoamento de Pessoal de Nível Superior), and Valdir D. Marta for his beautiful photos.

© Allan Carlos Pscheidt, alpscheidt@gmail.com

© Science & Education, The Field Museum, Chicago, IL 60605 USA. [<http://fieldguides.fieldmuseum.org>] [fieldguides@fieldmuseum.org] **Rapid Color Guide # 372** version 1 09/2015



1 *Actinostemon concolor*



2 *Actinostemon concolor*



3 *Actinostemon klotzschii*



4 *Actinostemon verticillatus*



5 *Actinostemon verticillatus*



6 *Actinostemon verticillatus*



7 *Actinostemon verticillatus*



8 *Actinostemon verticillatus*



9 *Actinostemon verticillatus*



10 *Gymnanthes klotzschiana*



11 *Gymnanthes klotzschiana*



12 *Gymnanthes klotzschiana*



13 *Gymnanthes klotzschiana*

Photo by: Valdir D. Marta




14 *Gymnanthes klotzschiana*

Photo by: Valdir D. Marta



15 *Gymnanthes klotzschiana*

Photo by: Valdir D. Marta



16 *Gymnanthes klotzschiana*



17 *Gymnanthes klotzschiana*



18 *Gymnanthes klotzschiana*



19 *Gymnanthes klotzschiana*



20 *Mabea fistulifera*

The tribe Hippomaneae (Euphorbiaceae) in the State of São Paulo, BRAZIL

Euphorbiaceae-Hippomaneae – in São Paulo

Allan Carlos Pscheidt & Inês Cordeiro
 Instituto de Botânica – São Paulo, SP – Brazil

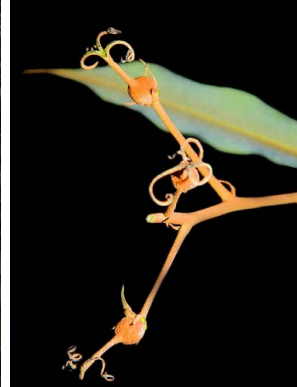
Photos by Allan Carlos Pscheidt, except where indicated. Production by: Juliana Philipp, Cassandra Kelsey, T. Wachter & R. Foster, with support from Connie Keller & Andrew Mellon Foundation. Thanks to the support from the SP herbarium, financial support by CAPES (Coordenação de Aperfeiçoamento de Pessoal de Nível Superior), and Valdir D. Marta for his beautiful photos.

© Allan Carlos Pscheidt, alpscheidt@gmail.com.

© Science & Education, The Field Museum, Chicago, IL 60605 USA. [<http://fieldguides.fieldmuseum.org>] [fieldguides@fieldmuseum.org] **Rapid Color Guide #372** version 1 09/2015



21 *Mabea fistulifera*




22 *Mabea fistulifera*



23 *Mabea fistulifera*



24 *Mabea fistulifera*



25 *Maprounea guianensis*
 Photo by: Valdir D. Marta




26 *Maprounea guianensis*
 Photo by: Valdir D. Marta



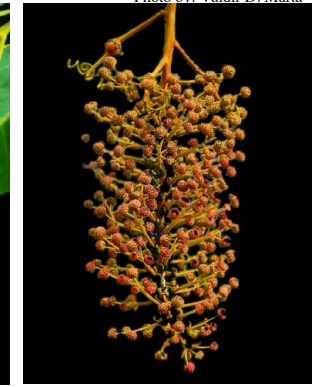
27 *Maprounea guianensis*
 Photo by: Valdir D. Marta



28 *Maprounea guianensis*
 Photo by: Valdir D. Marta




29 *Maprounea guianensis*
 Photo by: Valdir D. Marta




30 *Microstachys bidentata*



31 *Microstachys corniculata*




32 *Microstachys corniculata*



33 *Microstachys corniculata*



34 *Microstachys corniculata*



35 *Microstachys daphnoides*



36 *Sapium glandulosum*




37 *Sapium glandulosum*



38 *Sapium glandulosum*



39 *Sapium glandulosum*



40 *Sapium glandulosum*